

- **K-5 students are able to login to the PowerSchool Portal to access enVisionMATH Online**
 - Access either the district webpage (www.fcusd.org) or your school site webpage
 - In the upper right of the screen, select the **PowerSchool Parent Link**
 - When the screen shown below displays, students need to enter their individual username and password in the Parent Sign In section
 - **Username: EFol3788**
 - **Password: 2137880507**
 - Select Sign In

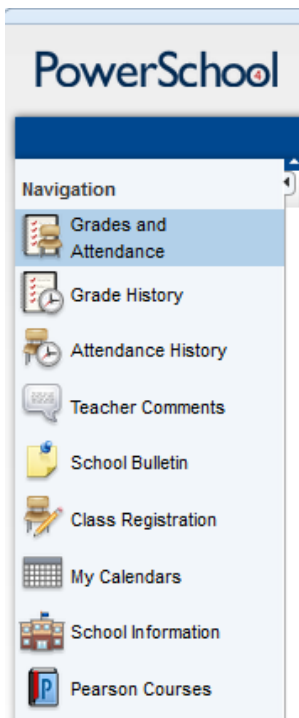
PowerSchool App. Number 4

Parent Sign In

Username

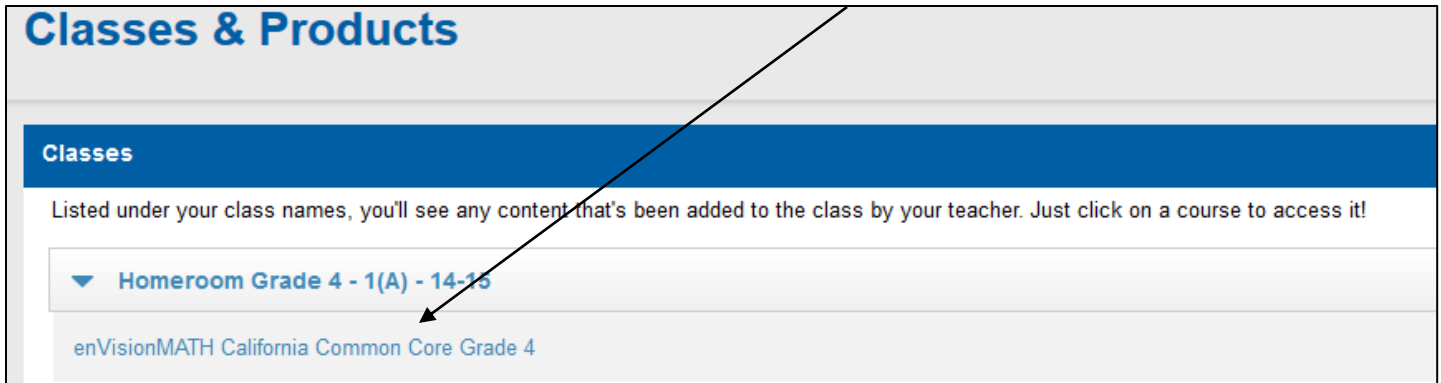
Password

[Having trouble signing in?](#)




- **Once students have logged into the portal, they will access enVisionMATH by selecting the link to Pearson Courses from the menu on the left side of the page.**

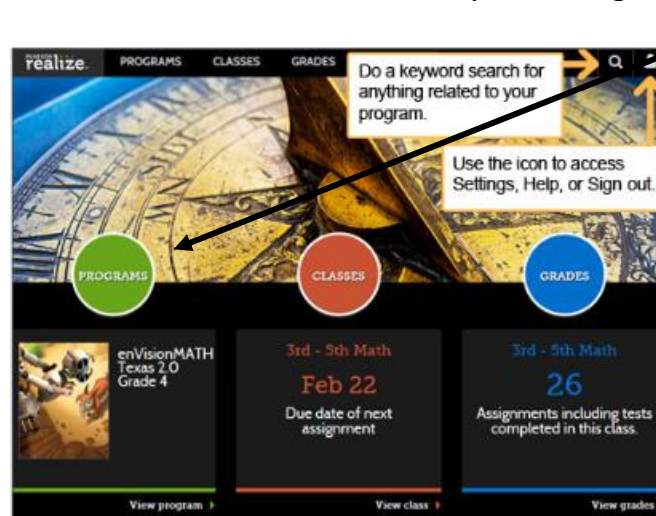
- Click on the name of the book assigned to your class by your teacher
 - For Example: enVisionMATH California Common Core Grade 4



- The first time they login, students will see the screen below and be asked to make a few choices to create their account.



- After students finish setting up their account, they will see the screen below.
 - The student text can be accessed by selecting the Programs section



For Questions on System Requirements/Troubleshooting:

Access www.fcusd.org – Select the **For Parents** Section - **How Do I...?** - **Get information regarding enVision Realize (Elementary Math)**