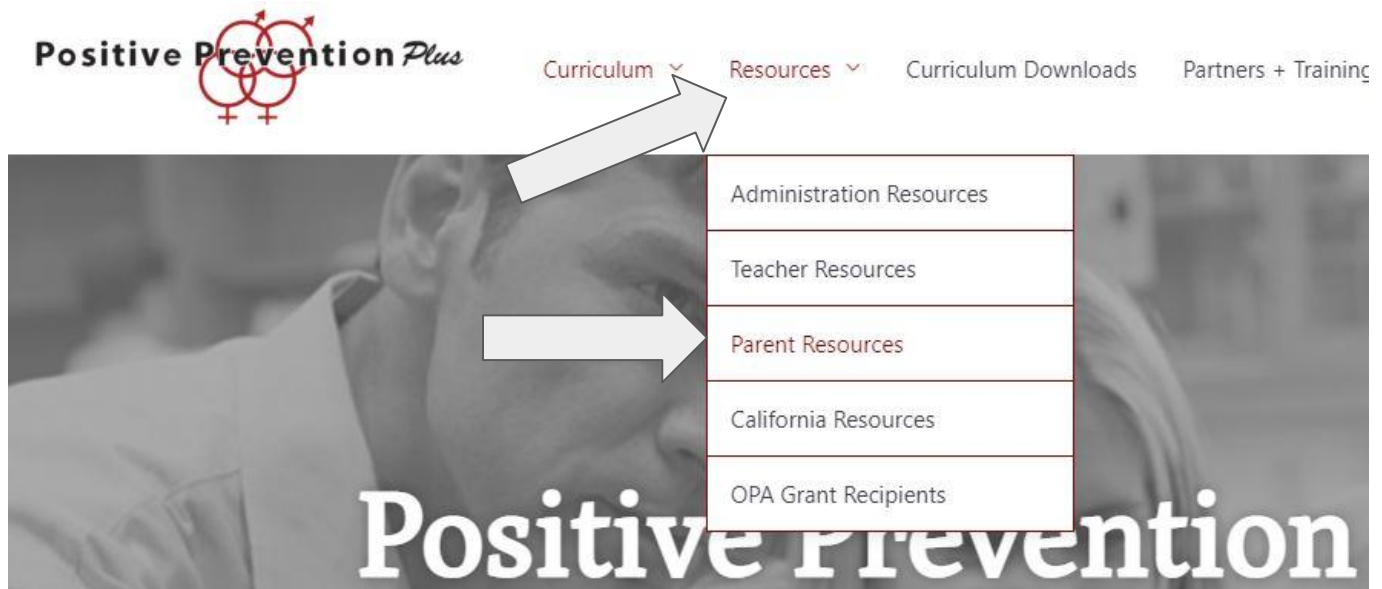


POSITIVE PREVENTION PLUS

All curriculum is copyrighted, and may not be reproduced or shared. You are given access as a Parent/Guardian/Caregiver for preview purposes only, please do not share this document with anyone.

To find the material to review you will need to navigate the the “Parent Resources” page on our Positive Prevention Plus website. positivepreventionplus.com




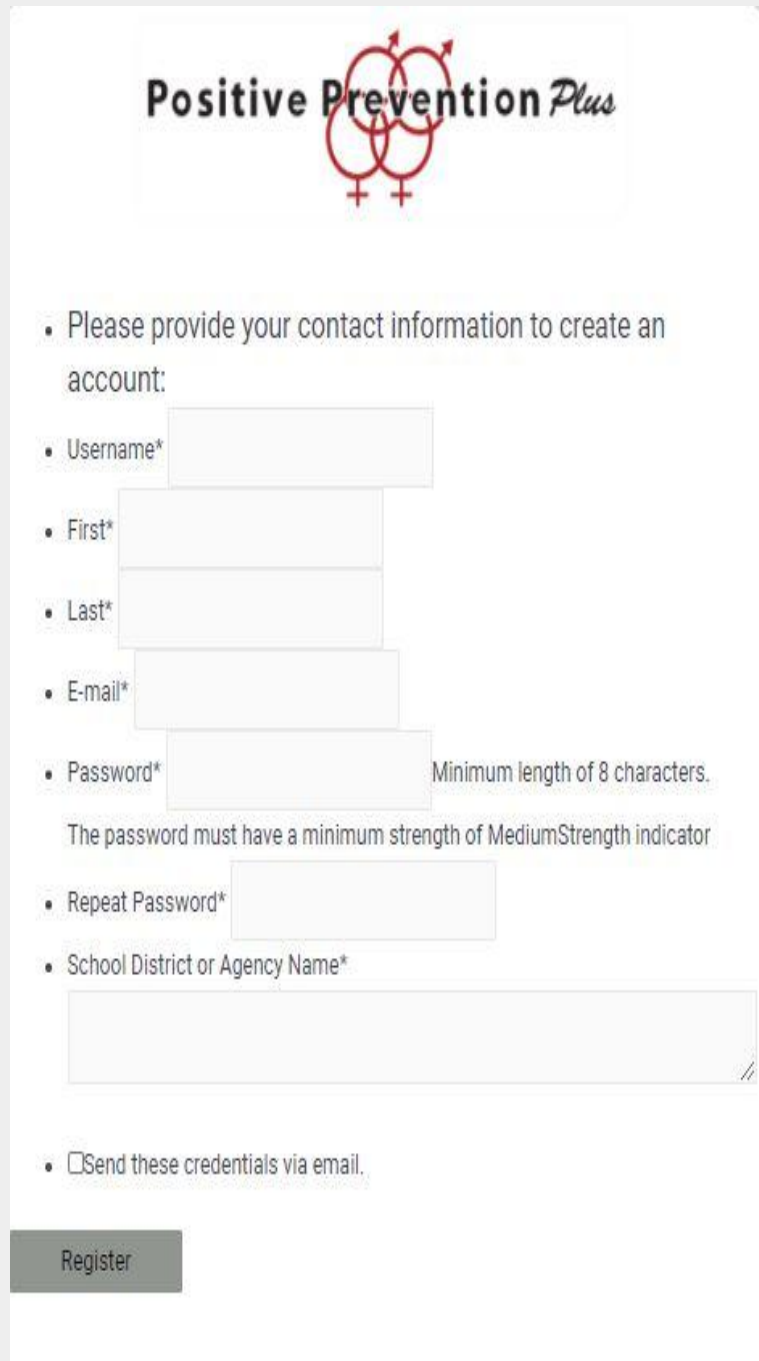
Once you are on the **Parent Resources** page, scroll down to the section titled **“Additional Materials Following Curriculum Review Meetings”**. Once you are on that section you will see these three buttons as options:

- Login or Register
- Middle School Review Page (For logged in users)
- High School Review Page (For logged in users)

Step 1 - Register

How to Register (create an account to review lesson slides)

- Click on the “Login or Register” button
- You will then need to review the **Review Terms of Use** page.
- Read through the page if you agree to the terms click “Create an Account” button
- You will need to fill out the required fields  shown here:
- Your password must include a capital letter, a symbol, a number and a minimum of 8 characters
- Once complete, click “Register”



Positive Prevention Plus

• Please provide your contact information to create an account:

• Username*

• First*

• Last*

• E-mail*

• Password* Minimum length of 8 characters.
The password must have a minimum strength of MediumStrength indicator

• Repeat Password*


• School District or Agency Name*

• Send these credentials via email.

Step 2 - Login

How to Login

- Navigate to the “Parent Resources” page
- Click on the “Login or Register” button
- If you agree to the terms click on the “Login” button
- Enter your Username and password that you used to register



The screenshot shows the login interface for Positive Prevention Plus. At the top, the logo features the text "Positive Prevention Plus" in a serif font, with a red graphic of three interlocking circles and four arrows pointing outwards. Below the logo, there are two input fields: "Username or Email" and "Password". A checkbox labeled "Remember Me" is positioned below the password field. At the bottom of the form is a dark grey button with the text "Log In" in white.

Step 3 - Review

How to Review the Lesson Slides

- Navigate to the “Parent Resources” page
- Click on the review page you are reviewing “Middle School Review” or “High School Review”
- Once you are on the review page, you can see the title for each lesson
- Click on the lesson title that you would like to review
- To view each lesson, you will be asked to provide a password from your administrator familiar with the content
- Enter the password and click “OK”

Middle School Review Page (For logged in users)

High School Review Page (For logged in users)



Middle School



Lesson 1

Understanding Change

Available for parent/guardian review only. This curriculum is copyrighted and may not be used outside of this review.

OK

Step 4 - Navigate

How to Navigate the Lesson Slides

- Click on “Play” or “Next” to move forward
 - Click on “Prev” to move backwards
- Click on “Overview” in the upper left corner to move to any slide
- For slides that contain animations, click play in the media area to play the animations



POSITIVE PREVENTION Lesson 1 - Life Planning-2018 Overview

Life Planning

LESSON ONE

Parent Review Copy

www.positiveprevention.com © 2018 All rights reserved. Do not duplicate.

1

1 / 14 00:00 / 00:00 < PREV NEXT >

Esther and Aman, share their plans.

Parent Review Copy

(Click above to play video)

www.positiveprevention.com © 2018 All rights reserved. Do not duplicate.

2

2 / 14 00:00 / 00:00 < PREV NEXT >