

2010-11 Unaudited Actuals



**FOLSOM CORDOVA UNIFIED
SCHOOL DISTRICT
SEPTEMBER 2011**

Introduction

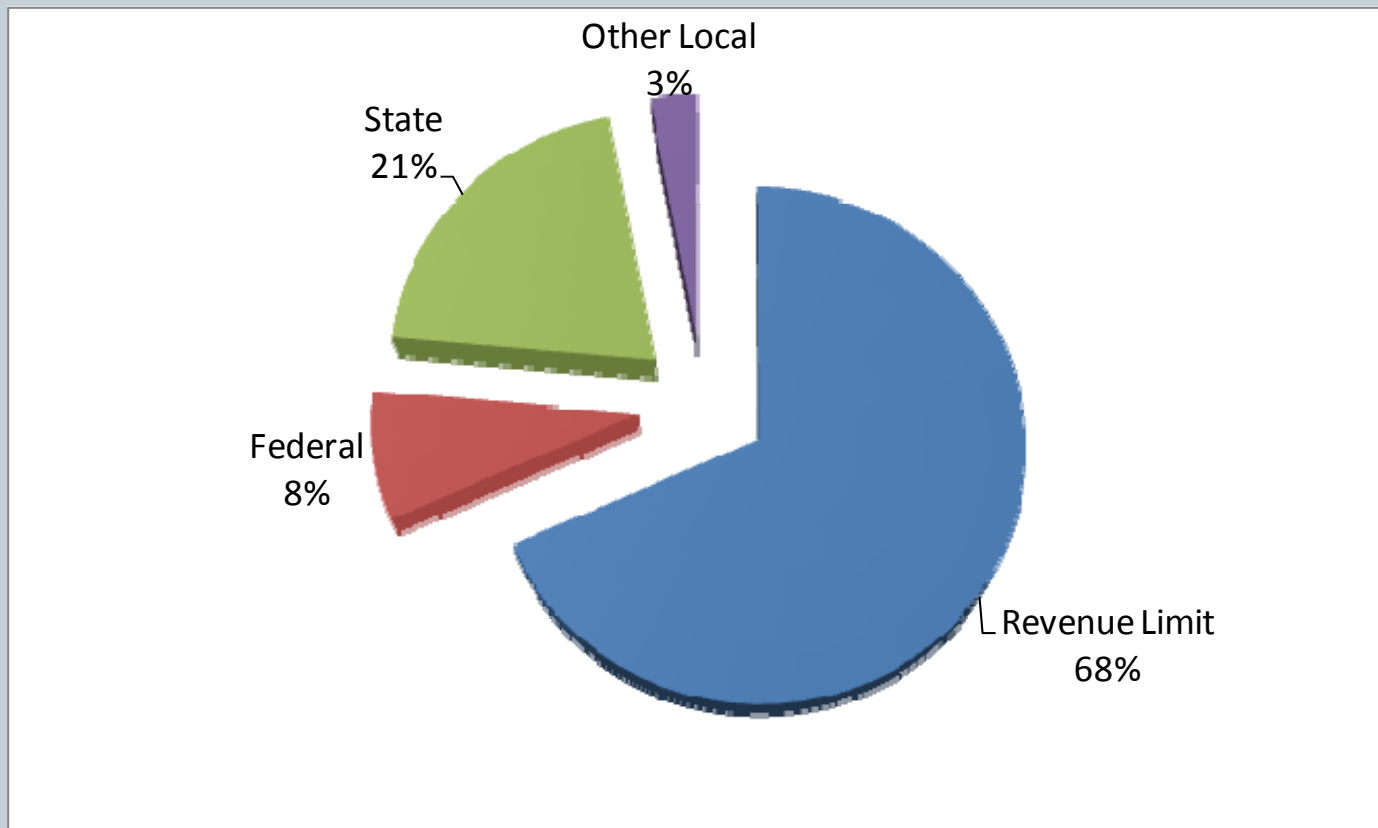


- **Required to be presented to the Board for approval annually (September)**
- **Identifies actual Unrestricted & Restricted carryover balances from 2010-11 to 2011-12**
- **SCOE must review before forwarding to the State (October)**
- **Independent auditors still need to validate the numbers and submit to CDE (December)**

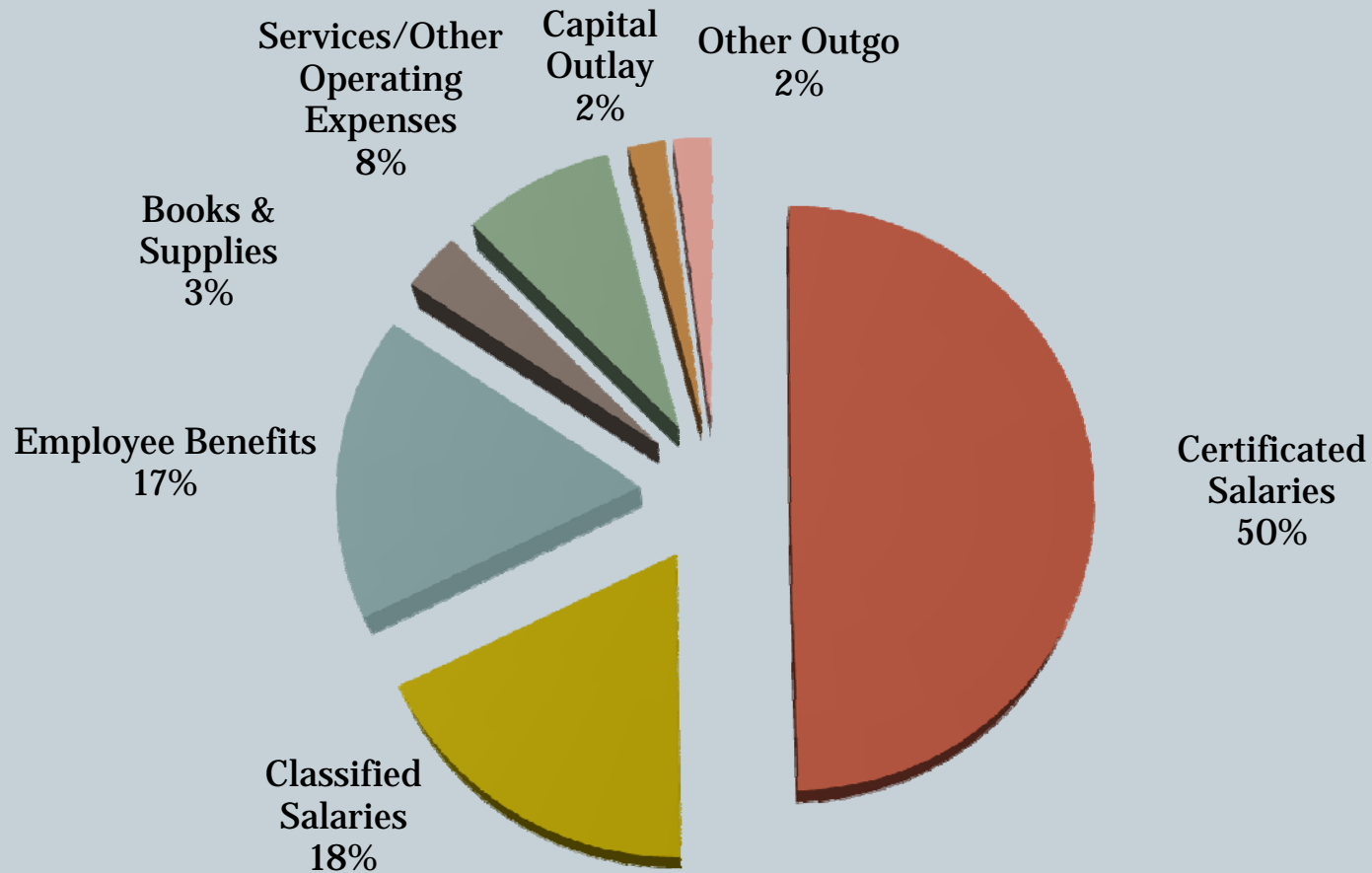
2010-11 General Fund Summary

	Unrestricted	Restricted
Beginning Fund Balance	14,675,631	3,877,956
Ending Fund Balance	21,223,829	5,614,397
Components of Ending Fund Balance:		
Revolving Cash	75,000	
Prepaid Expenditures	1,568	
Economic Uncertainties	4,365,000	
Previous Restricted Original Purpose	1,809,745	
Categorical Sweep (use for 2011-12)	1,714,000	
Additional Sweep (use for 2011-12)	1,474,199	
School Site Carryover	1,440,898	
Dept/Local Grant Carryover	2,726,478	
Legally Restricted		5,614,397
Undesignated (use for 2011-12)	507,836	

2010-11 Restricted/Unrestricted Revenue by Object



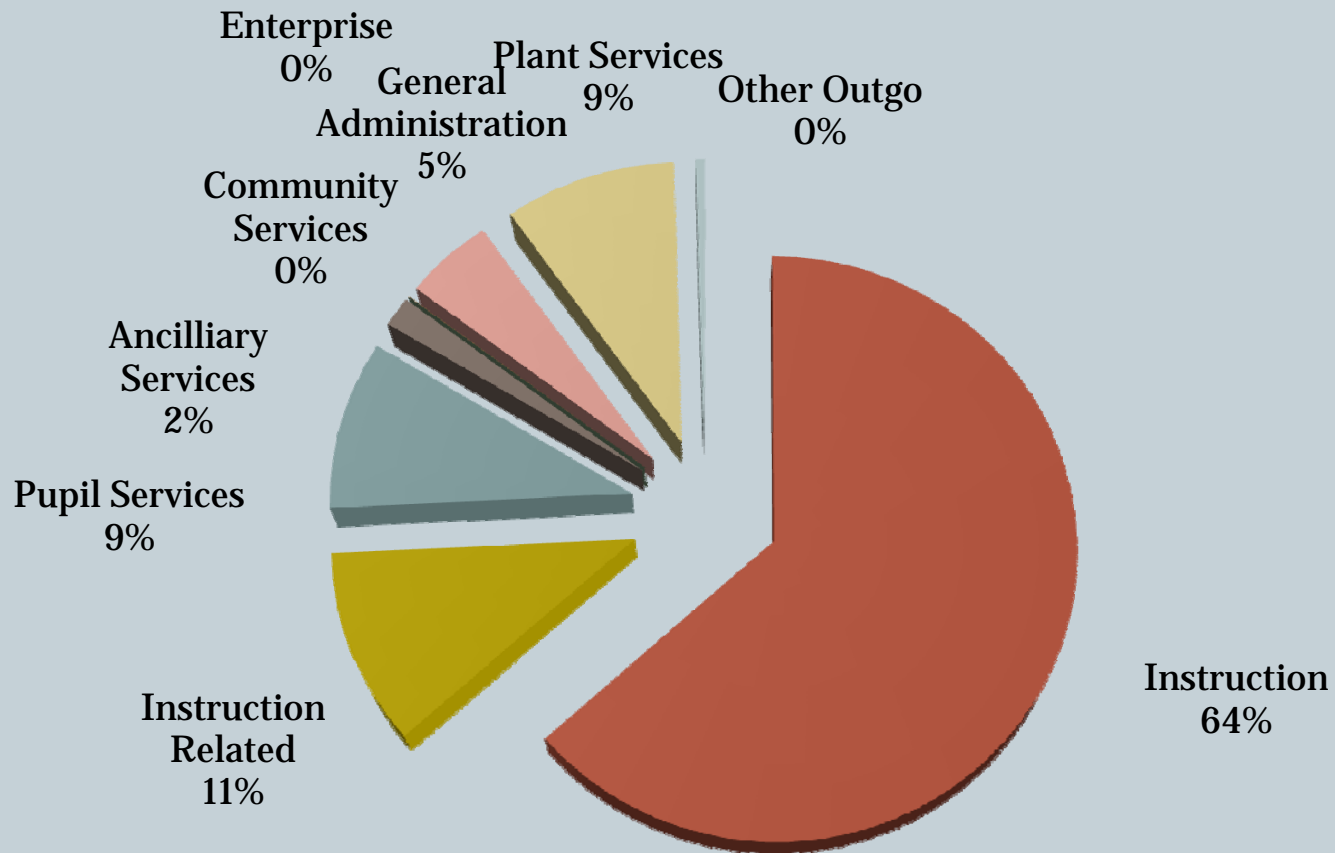
2010-11 Restricted/Unrestricted Expenditures by Object



86% of Expenditures are for Salaries and Benefits

Where does it go?

2010-11 Expenditures by Function



Form 01 (Pages 3-22)



Unaudited Actuals vs. Adopted Budget

- **Changes**
 - Revenues
 - Expenditures
 - Other Sources/Uses
 - Unappropriated Amounts
 - Assets

Other Forms (Pages 149-213)



- Form A – due to declining enrollment in 2010-11, District was funded at prior year 2009-10 P2 ADA
 - 2009-10 = 18,246
 - 2010-11 = 17,934
 - 2011-12 was projected at 17,900 for adopted budget

	2009-10	2010-11	*2011-12
Enrollment	19,250	18,859	*19,006
ADA	18,246	17,900	*18,055
Funded ADA	18,246	18,246	Whichever is higher

Other Forms (Pages 149-213)



- **Form CAT – Grants and Entitlements**
- **Form CEA – minimum cost of education for classrooms is 55%**
 - **FCUSD at 63.15%**
- **Form DAY – Community Day School**
- **Form ICR/PCR/PCRAF – Indirect Cost Rate**
- **Form NCMOE – NCLB Maintenance of Effort**
- **Form RL – Revenue Limit**
- **Form SEMA/SEMB – Spec Ed Maintenance of Effort**

Other Funds (Pages 23-148)



- **Folsom Community Charter School**
- **Adult Education**
- **Cafeteria**
- **Deferred Maintenance**
- **Building Fund**

Other Funds (Pages 23-148)



- **Developer Fees**
- **Special Reserve for Capital Outlay**
- **Bond Interest and Redemption**
- **Student Care**
- **Retiree Benefit fund**

Impact on 2011-12...



- Since Budget Adoption, interest revenues are expected to decrease by \$215k based on current cash flow
- Monitoring attendance
- All one-time revenue gone
- California State budget “triggers”

Impact on 2012-13?



- District still in declining enrollment?
- Reductions needed to close structural deficit
- California State economy

What's Next?



- Monitor state revenue receipts
- Prepare ourselves for more difficult decisions in the months ahead
- Develop a plan to reduce operating expenditures as required by Sacramento County Office of Education
- Continue to monitor cash flows and make transfers from other funds as needed
- First Interim – December 8